

ALBANY POLICE DEPARTMENT CRIME ANALYSIS

“Combating Crime and Protecting Lives”

Prepared By the Crime Analysis Unit of The Albany Police Department

****These numbers may be updated from month to month as records updates occur****

2015

Month of May

Distribution: CITY MANAGER, ASST. CITY MANAGERS

CHIEF OF POLICE
DEPUTY CHIEF - INVESTIGATIVE
DEPUTY CHIEF – UNIFORM
DEPUTY CHIEF – SUPPORT SERVICES
MAJOR - INTERNAL AFFAIRS
INVESTIGATIONS CAPTAINS
UNIFORM CAPTAINS
ACCREDITATION MANAGER

SPECIAL OPERATIONS CAPT.
FAMILY PROTECTION
RECORDS SUPERVISOR
PLANNING & RESEARCH
TRAINING SUPERVISOR
CHIEF’S ADMIN ASSISTANT
SUPPORT SERVICES LT

***Information Included in this Report Reflects
Compliance with UCR Reporting Standards**

The information contained in this report is primarily raw data until calendar year reporting.

Please contact David Sparks, APD Crime Analyst for questions regarding this report @ 431-2878.

Monthly Part I Crimes

Albany Police Department

Part I Crimes Committed During the Month of May 2015 with Comparisons of May 2014 & 2013

Actual Offenses	2015 2014 Month to Month		+/- Change		2015 2013 Month to Month		+/- Change	
Offenses Committed	May 2015	May 2014	#	%	May 2015	May 2013	#	%
Homicide	0	1	-1	-100.00	0	0	0	*NC
Rape	2	2	0	0.00	2	2	0	0.00
Robbery	16	10	6	60.00	16	9	7	77.78
Aggravated Assault	59	33	26	78.79	59	38	21	55.26
Violent Crime Total	77	46	31	67.39	77	49	28	57.14
Arson	3	3	0	0.00	3	4	-1	-25.00
Burglary	109	125	-16	-12.80	109	104	5	4.81
Larceny	260	248	12	4.84	260	291	-31	-10.65
Auto Theft	13	20	-7	-35.00	13	12	1	8.33
Property Crime Total	385	396	-11	-2.78	385	411	-26	-6.33
Crime Trend Total	462	442	20	4.52	462	460	2	0.43

Part I Case Clearances During the Month of May 2015 with Comparisons of May 2014 & 2013

	2015	2014	2013	2015	2014	2013
Offenses Cleared	May # Cleared	May # Cleared	May # Cleared	May % Cleared	May % Cleared	May % Cleared
Homicide	0	0	0	*NC	0.00%	*NC
Rape	1	3	1	50.00%	150.00%	50.00%
Robbery	5	5	1	31.25%	50.00%	11.11%
Aggravated Assault	31	14	31	52.54%	42.42%	81.58%
Violent Crime Cleared	37	22	33	48.05%	47.83%	67.35%
Arson	1	0	2	33.33%	0.00%	50.00%
Burglary	12	12	13	11.01%	9.60%	12.50%
Larceny	54	57	54	20.77%	22.98%	18.56%
Auto Theft	0	6	1	0.00%	30.00%	8.33%
Property Crime Cleared	67	75	70	17.40%	18.94%	17.03%
Clearance Total	104	97	103	22.51%	21.95%	22.39%

* The Crime Trend and Clearance Totals do not include percentages for numbers not divisible by 0.

Year to Date Part I Crimes

Albany Police Department

Part I Crimes Committed Year-to-date as of May 2015 with Comparisons of May 2014 & 2013								
Actual Offenses	2015 Year to Date		2014 Year to Date		+/- Change			
	May 2015	May 2014	#		%			
Offenses Committed								
Homicide	6	3	3		100.00			
Rape	14	10	4		40.00			
Robbery	65	61	4		6.56			
Aggravated Assault	237	196	41		20.92			
Violent Crime Total	322	270	52		19.26			
Arson	9	6	3		50.00			
Burglary	435	486	-51		-10.49			
Larceny	1049	1199	-150		-12.51			
Auto Theft	79	82	-3		-3.66			
Property Crime Total	1572	1773	-201		-11.34			
Crime Trend Total	1894	2043	-149		-7.29			

Part I Case Clearances Year-to-date as of May 2015 with Comparisons of May 2014 & 2013								
	2015	2014	2013					
Offenses Cleared	May # Cleared	May # Cleared	May # Cleared	2015	2014	2013		
				May % Cleared	May % Cleared	May % Cleared		
Homicide	3	3	3	50.00%	100.00%	75.00%		
Rape	6	8	3	42.86%	80.00%	60.00%		
Robbery	16	15	17	24.62%	24.59%	28.33%		
Aggravated Assault	120	92	91	50.63%	46.94%	44.83%		
Violent Crime Cleared	145	118	114	45.03%	43.70%	41.91%		
Arson	3	0	3	33.33%	0.00%	30.00%		
Burglary	73	57	51	16.78%	11.73%	12.00%		
Larceny	233	266	253	22.21%	22.19%	18.53%		
Auto Theft	22	25	13	27.85%	30.49%	21.67%		
Property Crime Cleared	331	348	320	21.06%	19.63%	17.20%		
Clearance Total	476	466	434	25.13%	22.81%	20.36%		

* The Crime Trend and Clearance Totals do not include percentages for numbers not divisible by 0.

Monthly Part II and Other Crimes

Albany Police Department

Part II Crime Comparison of May 2014 Data with Previous Year/Month									
Part II Crimes	May 2015	May 2014	+/- #	Change %		May 2015	April 2015	+/- #	Change %
Disorderly Conduct	70	68	2	2.94		70	59	11	18.64
Domestic Violence	193	85	108	127.06		193	221	-28	-12.67
Disorderly w/intoxicated	0	0	0	*NC		0	0	0	*NC
D.U.I.	7	11	-4	-36.36		7	13	-6	-46.15
Child Molestation	5	2	3	150.00		5	2	3	150.00
Cruelty to Child	0	4	-4	-100.00		0	0	0	*NC
Child Protec: Curfew	0	0	0	*NC		0	0	0	*NC
Child Protec:Truancy	0	0	0	*NC		0	0	0	*NC
Interfere w/Custody	1	1	0	0.00		1	1	0	0.00
Child Abandonment	0	0	0	*NC		0	0	0	*NC
Enticing a Child	1	0	1	*NC		1	0	1	*NC
Forgery	12	21	-9	-42.86		12	10	2	20.00
Noise Ordinance Viol.	0	0	0	*NC		0	0	0	*NC
Harassing Phone Calls	7	7	0	0.00		7	3	4	133.33
Loitering	3	2	1	50.00		3	1	2	200.00
Missing Persons	17	22	-5	-22.73		17	25	-8	-32.00
Runaway	0	0	0	*NC		0	0	0	*NC
Suicide	1	0	1	*NC		1	0	1	*NC
Underage Poss./Consum.	0	4	-4	-100.00		0	0	0	*NC
Criminal Damage	24	21	3	14.29		24	17	7	41.18
Theft: Gas Drive Off	1	0	1	*NC		1	0	1	*NC
Simple Assault	10	4	6	150.00		10	3	7	233.33
Simple Battery	84	103	-19	-18.45		84	69	15	21.74
Battery	25	22	3	13.64		25	31	-6	-19.35
Obstruct/Hinder Police	27	22	5	22.73		27	17	10	58.82
Sexual Battery	0	2	-2	-100.00		0	0	0	*NC
Open Container	7	14	-7	-50.00		7	11	-4	-36.36
Sodomy	1	0	1	*NC		1	0	1	*NC
Statutory Rape	0	1	-1	-100.00		0	1	-1	-100.00
Saggy Pants	5	24	-19	-79.17		5	8	-3	-37.50
All Cases Not Listed	410	731	-321	-43.91		410	314	96	30.57
Total Part II Crime	911	1171	-260	-22.20		911	806	105	13.03

** The Crime Trend and Clearance Totals do not include percentages for numbers not able to be divided by 0.

Year to Date Part II and Other Crimes

Albany Police Department

Part II Crime Comparison of 2015 Year to Date with Previous Years 2014 & 2013									
Part II Crimes	YTD 2015	YTD 2014	+/- #	Change %		YTD 2015	YTD 2013	+/- #	Change %
Disorderly Conduct	305	298	7	2.35		305	260	45	17.31
Domestic Violence	914	621	293	47.18		914	603	311	51.58
Disorderly wh/intoxicated	1	0	1	*NC		1	0	1	*NC
D.U.I.	48	57	-9	-15.79		48	40	8	20.00
Child Molestation	8	25	-17	-68.00		8	13	-5	-38.46
Child Cruelty	17	30	-13	-43.33		17	12	5	41.67
Curfew	0	0	0	*NC		0	2	-2	-100.00
Truancy	3	1	2	200.00		3	1	2	200.00
Interfere w/Custody	34	20	14	70.00		34	6	28	466.67
Child Abandonment	0	0	0	*NC		0	0	0	*NC
Enticing a Child	2	0	2	*NC		2	0	2	*NC
Forgery	50	51	-1	-1.96		50	43	7	16.28
Noise Ordinance Viol.	0	1	-1	-100.00		0	0	0	*NC
Harassing Phone Calls	20	32	-12	-37.50		20	27	-7	-25.93
Loitering	10	9	1	11.11		10	22	-12	-54.55
Missing Persons	110	102	8	7.84		110	109	1	0.92
Runaway	1	4	-3	-75.00		1	4	-3	-75.00
Suicide	1	1	0	0.00		1	2	-1	-50.00
Underage Poss./Consum.	2	11	-9	-81.82		2	9	-7	-77.78
Criminal Damage	92	91	1	1.10		92	85	7	8.24
Theft: Gas Drive Off	4	4	0	0.00		4	5	-1	-20.00
Simple Assault	26	18	8	44.44		26	39	-13	-33.33
Simple Battery	375	487	-112	-23.00		375	407	-32	-7.86
Battery	119	121	-2	-1.65		119	140	-21	-15.00
Obstruction of Officer	97	106	-9	-8.49		97	65	32	49.23
Sexual Battery	4	11	-7	-63.64		4	6	-2	-33.33
Open Container	67	64	3	4.69		67	40	27	67.50
Sodomy	3	7	-4	-57.14		3	4	-1	-25.00
Statutory Rape	2	4	-2	-50.00		2	3	-1	-33.33
Saggy Pants	33	80	-47	-58.75		33	78	-45	-57.69
All Other Cases	2392	3074	-682	-22.19		2392	2269	123	5.42
Total Part II Crime	4740	5330	-590	-11.07		4740	4294	446	10.39

** The Crime Trend and Clearance Totals do not include percentages for numbers not able to be divided by 0.

Monthly Part I Crimes by District

Albany Police Department

May 2015

West Actual Offenses			
Offenses Committed	May 2015	April 2015	Year to Date 2015
Homicide	0	0	1
Rape	0	1	3
Robbery	5	5	20
Aggravated Assault	13	9	50
Violent Crime Total	18	15	74
Arson	0	0	0
Burglary	37	28	138
Larceny	95	82	424
Auto Theft	7	6	32
Property Crime Tot.	139	116	594
Crime Trend Total	157	131	668

Central Actual Offenses			
Offenses Committed	May 2015	April 2015	Year to Date 2015
Homicide	0	2	4
Rape	0	0	3
Robbery	6	7	33
Aggravated Assault	27	38	125
Violent Crime Total	33	47	165
Arson	2	1	5
Burglary	32	27	118
Larceny	78	56	230
Auto Theft	2	2	21
Property Crime Tot.	114	86	374
Crime Trend Total	147	133	539

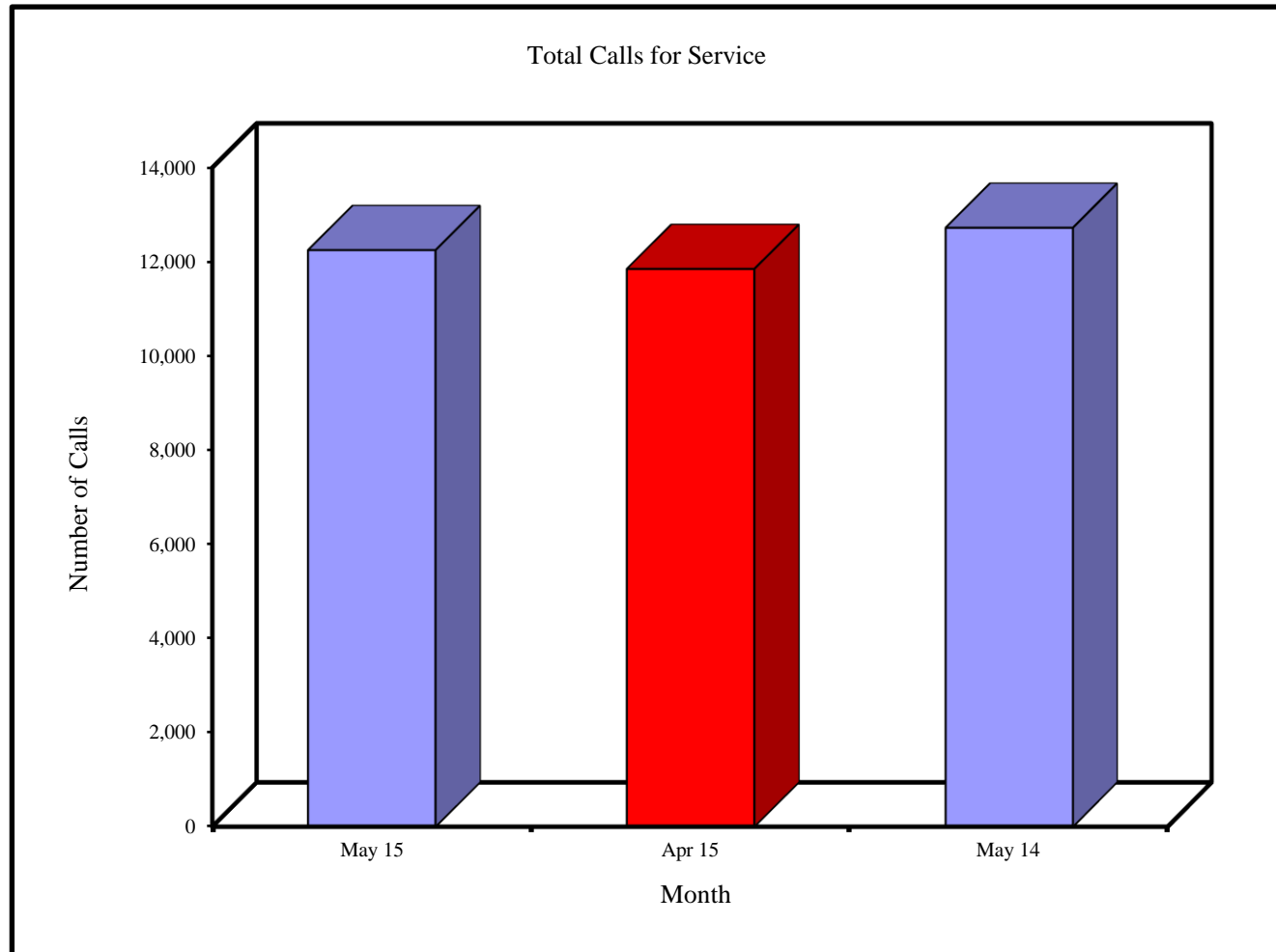
East Actual Offenses			
Offenses Committed	May 2015	April 2015	Year to Date 2015
Homicide	0	0	1
Rape	2	2	8
Robbery	5	1	12
Aggravated Assault	19	17	62
Violent Crime Total	26	20	83
Arson	1	1	4
Burglary	40	46	179
Larceny	87	66	305
Auto Theft	4	5	26
Property Crime Tot.	132	118	514
Crime Trend Total	158	138	597

Monthly Total Calls for Service

Albany Police Department

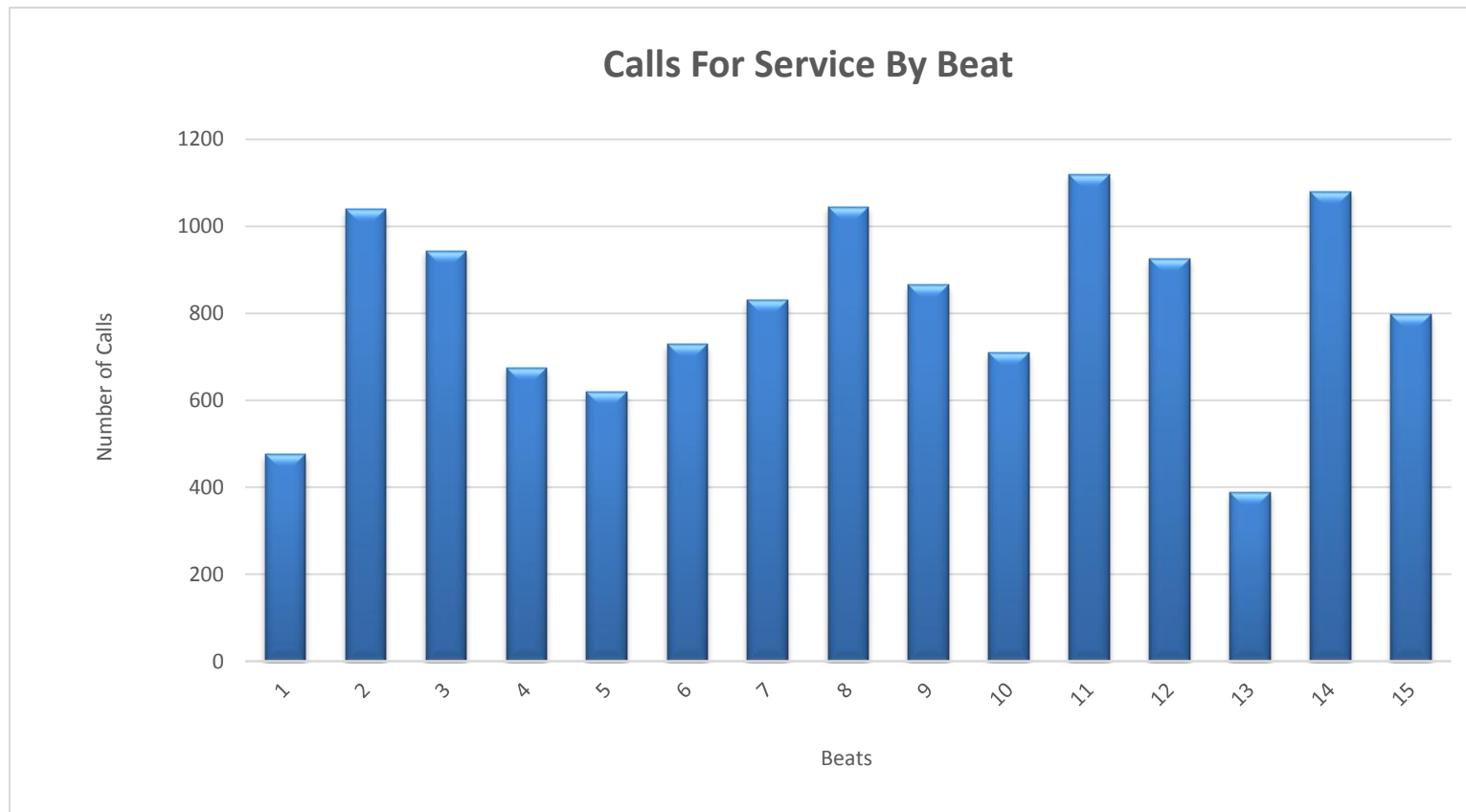
Total Calls For Service

May 15	Apr 15	May 14
12,247	11,846	12,721



Monthly Calls for Service by Beats

Albany Police Department

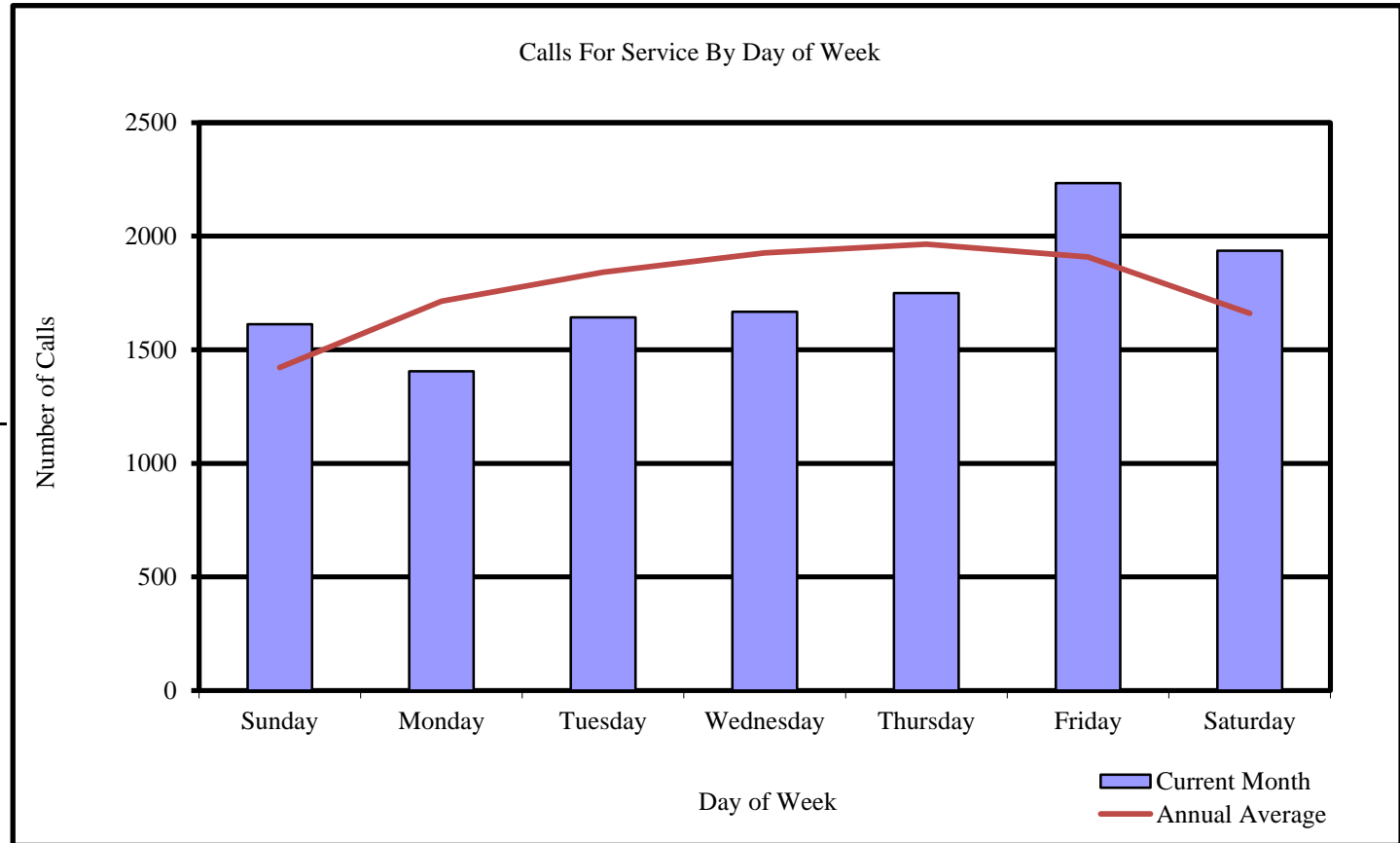


Beats	1	2	3	4	5	6	7	8	9	10	11	12	13	14	15
Calls in May 2015	476	1040	944	675	620	729	831	1045	866	709	1120	925	389	1081	797

Monthly Calls for Service by Day of Week

Albany Police Department

<u>Calls For Service</u>	
Day	May 2015
Sunday	1612
Monday	1406
Tuesday	1642
Wednesday	1668
Thursday	1749
Friday	2234
Saturday	1936
	<hr/> 12247

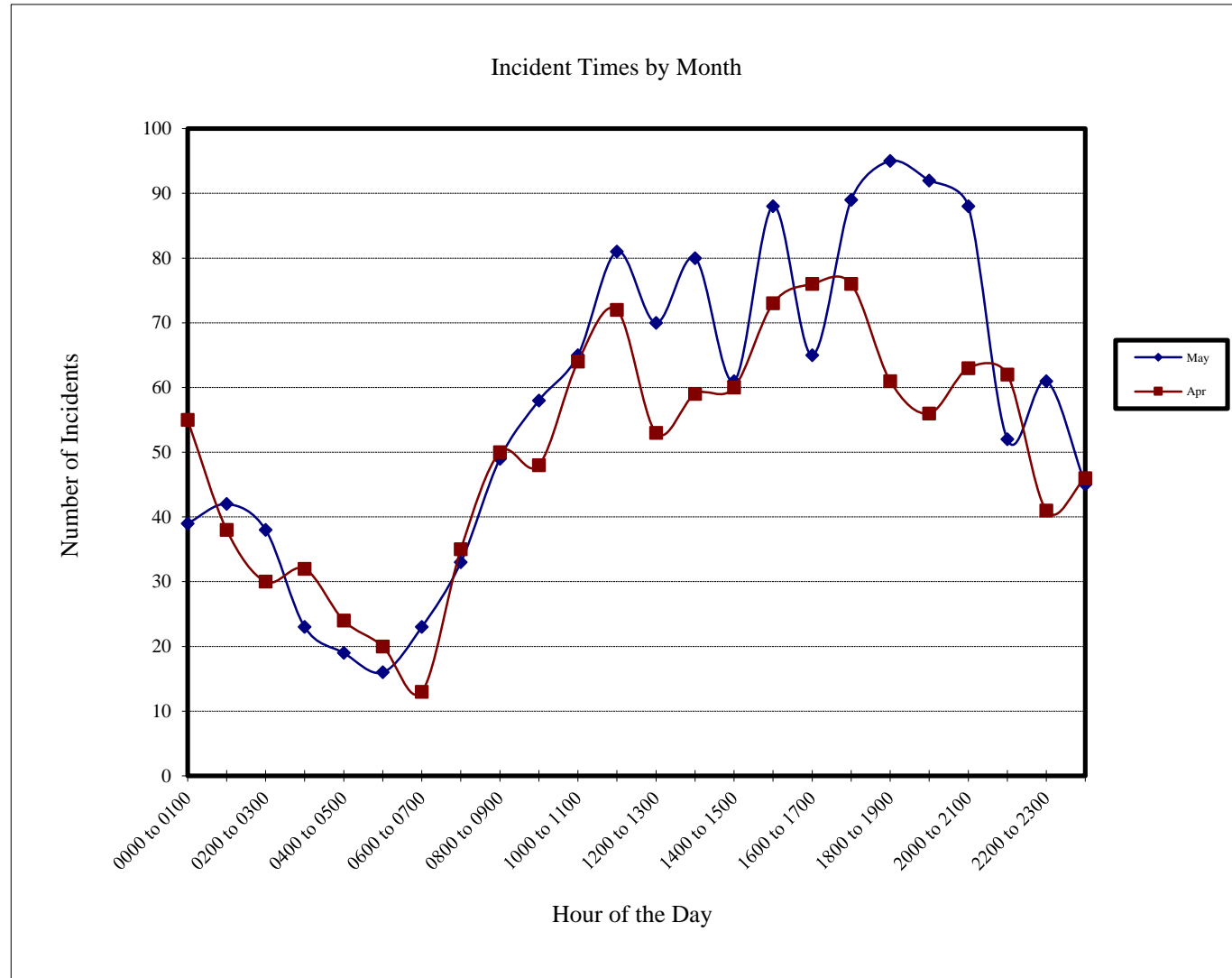


Incidents by Hour

Albany Police Department

Incident Times by Month

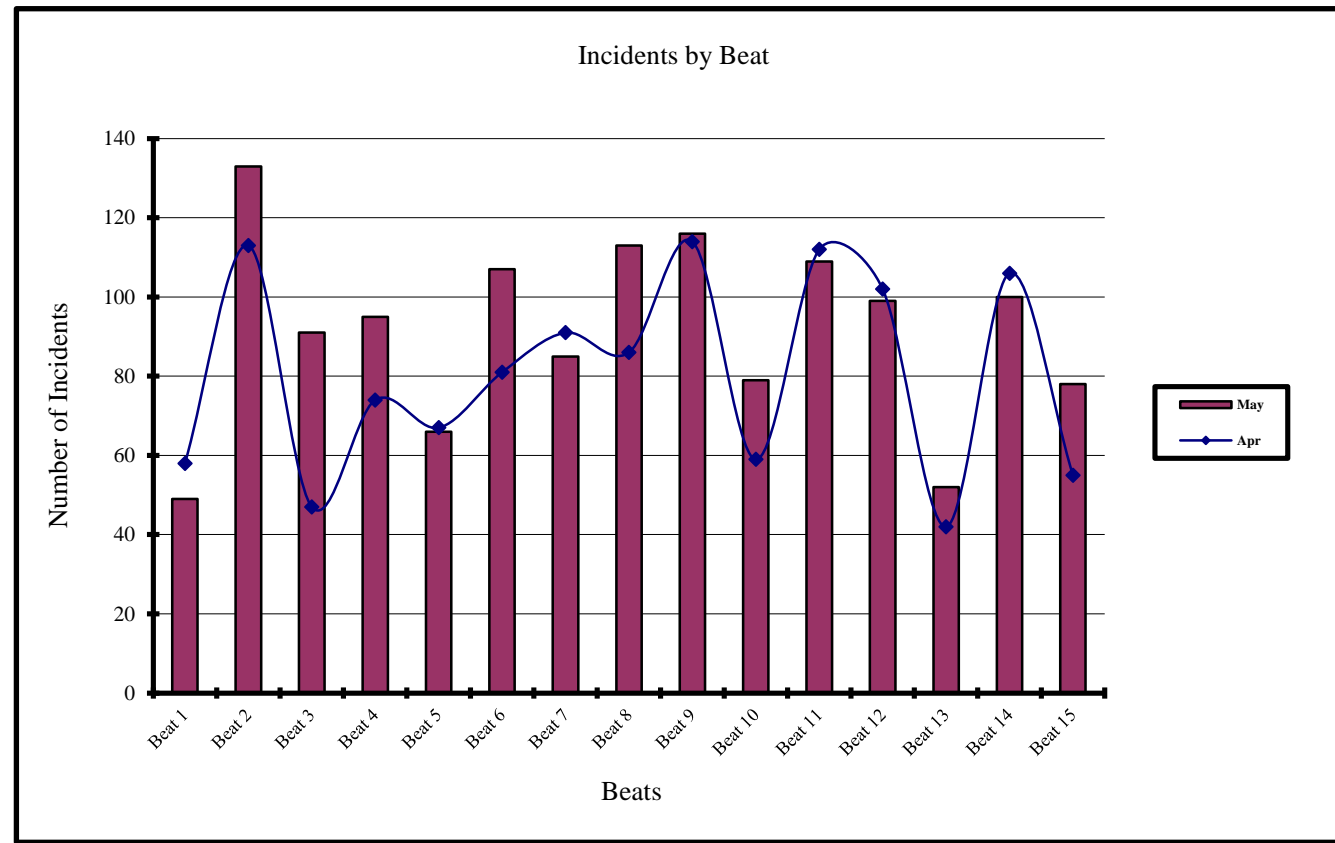
Hour of Day	May 2015	Apr 2015
0000 to 0100	39	55
0100 to 0200	42	38
0200 to 0300	38	30
0300 to 0400	23	32
0400 to 0500	19	24
0500 to 0600	16	20
0600 to 0700	23	13
0700 to 0800	33	35
0800 to 0900	49	50
0900 to 1000	58	48
1000 to 1100	65	64
1100 to 1200	81	72
1200 to 1300	70	53
1300 to 1400	80	59
1400 to 1500	61	60
1500 to 1600	88	73
1600 to 1700	65	76
1700 to 1800	89	76
1800 to 1900	95	61
1900 to 2000	92	56
2000 to 2100	88	63
2100 to 2200	52	62
2200 to 2300	61	41
2300 to 2400	45	46



Current and Previous Months Comparison of Incidents by Beat

Albany Police Department

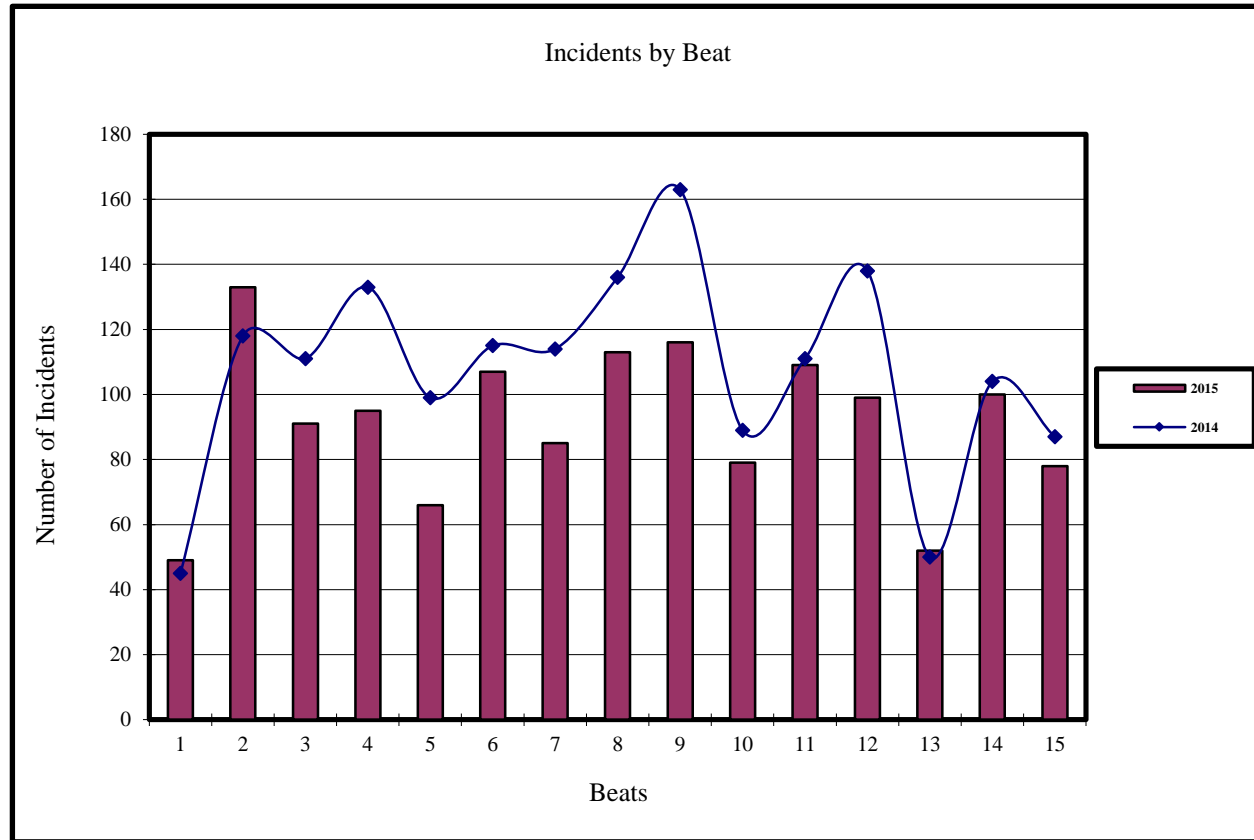
Beat	Incidents	
	May 2015	Apr 2015
Beat 1	49	58
Beat 2	133	113
Beat 3	91	47
Beat 4	95	74
Beat 5	66	67
Beat 6	107	81
Beat 7	85	91
Beat 8	113	86
Beat 9	116	114
Beat 10	79	59
Beat 11	109	112
Beat 12	99	102
Beat 13	52	42
Beat 14	100	106
Beat 15	78	55



Current and Previous Year Comparision of Incidents by Beat

Albany Police Department

Beat	Incidents	
	May 2015	May 2014
Beat 1	49	45
Beat 2	133	118
Beat 3	91	111
Beat 4	95	133
Beat 5	66	99
Beat 6	107	115
Beat 7	85	114
Beat 8	113	136
Beat 9	116	163
Beat 10	79	89
Beat 11	109	111
Beat 12	99	138
Beat 13	52	50
Beat 14	100	104
Beat 15	78	87



Current and Previous Month Comparison of Monthly Incidents by Day of Week

Albany Police Department

Incidents		
Day	May 2015	Apr 2015
Sunday	175	149
Monday	191	183
Tuesday	197	171
Wednesday	204	209
Thursday	187	210
Friday	224	145
Saturday	194	140

